































14 100m Freestyle Men Final

























Official

☰ Qualified
☰ Heats
☰ Summary
📄

Total
13 years
14 years
15 years
16 years

Rank	Competitor	Age	Club	RT	PTS	Result
1	Curling Liam	15	Coast Swi...	0.64		51.97 Entry: 53.69 -1.72
	50m: 25.07	100m: 51.97 (26.90)				
2	Hardie Orlando	16	Hamilton Aq...	0.66		52.01 Entry: 51.92 +0.09
	50m: 25.08	100m: 52.01 (26.93)				
3	Coulter Grayson	13	North Shor...	0.66		52.62 13yrs NZR Entry: 53.29 -0.67
	50m: 25.39	100m: 52.62 (27.23)				
4	Hou Rui	16	Roskill Swi...	0.69		52.75 Entry: 53.53 -0.78
	50m: 25.00	100m: 52.75 (27.75)				
5	Howat Kayne	16	SwimZone ...	0.59		53.12 Entry: 53.54 -0.42
	50m: 25.71	100m: 53.12 (27.41)				
6	Shen Bruce	16	Phoenix Aq...	0.65		54.00 Entry: 55.05 -1.05
	50m: 25.41	100m: 54.00 (28.59)				
7	Tian Donald	15	Coast Swi...	0.60		54.06 Entry: 54.63 -0.57
	50m: 25.53	100m: 54.06 (28.53)				
8	Manderson Luke	16	Vikings Swi...	0.71		54.12 Entry: 54.21 -0.09
	50m: 25.91	100m: 54.12 (28.21)				
9	English Leo	15	Swim Rotor...	0.72		54.30 Entry: 55.25 -0.95
	50m: 26.20	100m: 54.30 (28.10)				
10	Skidmore Sam	15	Trojans Swi...	0.65		54.36 Entry: 54.90 -0.54
	50m: 25.86	100m: 54.36 (28.50)				
11	Nodanche (V) Yaron	15	Dumbea N...	0.71		54.43 Entry: 54.69 -0.26
	50m: 26.31	100m: 54.43 (28.12)				
12	Reekie Harry	15	Jasi Swim ...	0.63		54.53 Entry: 54.76 -0.23
	50m: 25.88	100m: 54.53 (28.65)				
13	Chen Luoqingxi	15	Nga Tai Tu...	0.63		55.08 Entry: 55.54 -0.46

	50m: 26.28	100m: 55.08 (28.80)				
14	 Zhang YiFan	14	 Parnell Swi...	0.74	55.14 Entry: 55.72 -0.58	
	50m: 26.11	100m: 55.14 (29.03)				
15	 Herbst Zandre	14	 Whakatane...	0.66	55.20 Entry: 56.38 -1.18	
	50m: 26.41	100m: 55.20 (28.79)				
16	 Williams Everett	14	 Matamata ...	0.76	55.29 Entry: 56.75 -1.46	
	50m: 26.30	100m: 55.29 (28.99)				
17	 Boonen Caign	16	 St Paul's S...	0.66	55.64 Entry: 55.69 -0.05	
	50m: 26.42	100m: 55.64 (29.22)				
18	 Sandford Alex	15	 Coast Swi...	0.69	55.93 Entry: 55.62 +0.31	
	50m: 26.36	100m: 55.93 (29.57)				
19	 Loh Daniel	16	 Howick Pak...	0.69	55.98 Entry: 56.25 -0.27	
	50m: 25.97	100m: 55.98 (30.01)				
20	 Rowe Sam	16	 Ice Breaker...	0.71	56.05 Entry: 55.98 +0.07	
	50m: 26.37	100m: 56.05 (29.68)				
21	 Dickison Charlie	14	 Nga Tai Tu...	0.70	56.08 Entry: 56.64 -0.56	
	50m: 26.83	100m: 56.08 (29.25)				
22	 Searle Bradley	16	 United Swi...	0.63	56.52 Entry: 57.25 -0.73	
	50m: 26.70	100m: 56.52 (29.82)				
22	 McEwan Ryleigh	16	 Mt Maunga...	0.68	56.52 Entry: 57.69 -1.17	
	50m: 26.78	100m: 56.52 (29.74)				
24	 Stracey Hylton	15	 Wharenui S...	0.74	56.53 Entry: 56.06 +0.47	
	50m: 26.56	100m: 56.53 (29.97)				
25	 Burke Sean	15	 North Shor...	0.82	56.55 Entry: 56.25 +0.30	
	50m: 26.92	100m: 56.55 (29.63)				
26	 Lushkott Tyler	14	 United Swi...	0.66	56.58 Entry: 56.91 -0.33	
	50m: 27.35	100m: 56.58 (29.23)				
27	 Kennett Jack	14	 Otaki Titan...	0.67	56.74 Entry: 56.84 -0.10	
	50m: 27.09	100m: 56.74 (29.65)				
28	 Swanepoel Grayson	14	 Coast Swi...	0.67	56.99 Entry: 57.10 -0.11	
	50m: 26.77	100m: 56.99 (30.22)				

29	 Meng Manson	13	 Waitakere ...	0.68	57.02 Entry: 58.28 -1.26
	50m: 27.18	100m: 57.02 (29.84)			
29	 Barton Dominic	13	 North Shore...	0.76	57.02 Entry: 57.62 -0.60
	50m: 27.58	100m: 57.02 (29.44)			
31	 Nemeth-Ford (V) Tyrell	13	 Australia	0.59	57.17 Entry: 59.88 -2.71
	50m: 27.35	100m: 57.17 (29.82)			
32	 Zhang James	13	 Parnell Swi...	0.73	57.41 Entry: 58.50 -1.09
	50m: 27.44	100m: 57.41 (29.97)			
33	 Jessen Charles	14	 Kiwi West A...	0.65	57.46 Entry: 57.61 -0.15
	50m: 27.28	100m: 57.46 (30.18)			
34	 Revell Harvey	14	 Capital Swi...	0.65	57.60 Entry: 57.90 -0.30
	50m: 28.03	100m: 57.60 (29.57)			
35	 Lomas Noah	13	 Swim Rotor...	0.70	58.01 Entry: 58.46 -0.45
	50m: 27.57	100m: 58.01 (30.44)			
36	 Tye William	14	 Nga Tai Tu...	0.71	58.05 Entry: 57.40 +0.65
	50m: 27.25	100m: 58.05 (30.80)			
37	 Horton Zachary	13	 Jasi Swim ...	0.71	58.43 Entry: 59.50 -1.07
	50m: 28.36	100m: 58.43 (30.07)			
38	 Ketchen (V) Cooper	13	 United Stat...	0.65	58.84 Entry: 59.22 -0.38
	50m: 28.36	100m: 58.84 (30.48)			
39	 McLean Benji	13	 Vikings Swi...	0.74	1:00.40 Entry: 1:00.81 -0.41
	50m: 28.79	100m: 1:00.40 (31.61)			
40	 Avery Seamus	13	 Coast Swi...	0.70	1:00.80 Entry: 1:01.09 -0.29
	50m: 28.40	100m: 1:00.80 (32.40)			